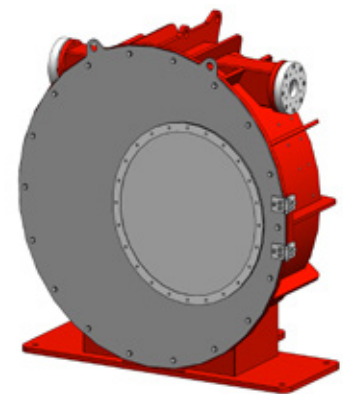
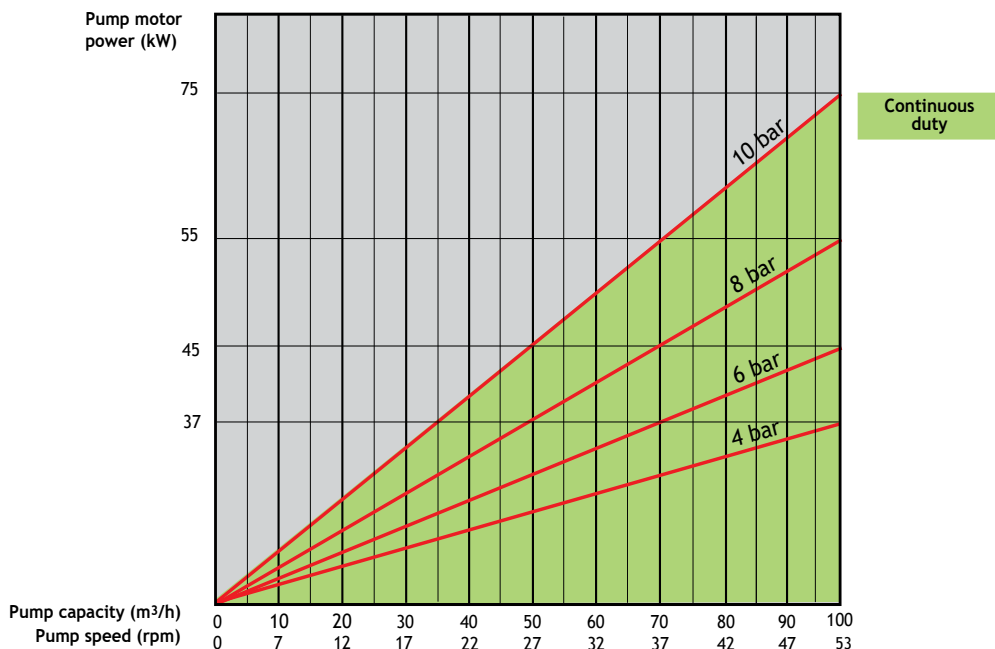




LPP-T100 Hose Pump

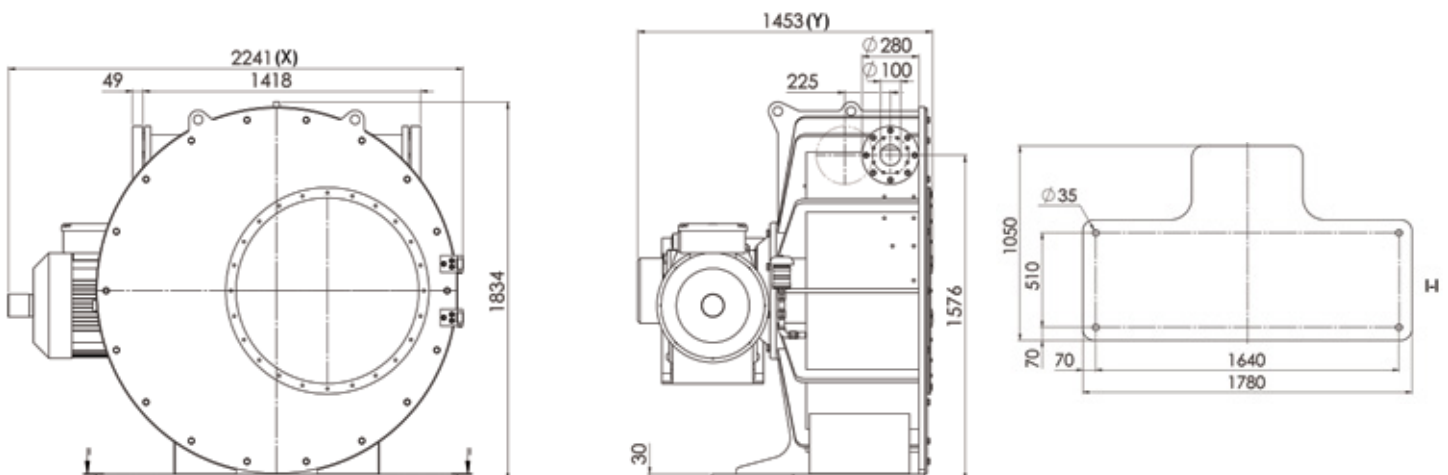
FLOW WITH MAXIMUM PRESSURE

LPP-T100 CAPACITY CHART, CONTINUOUS DUTY, UP TO 95 °C
(24 h/day/7 days per week)



Technical Data

- Maximum flow: 100m³/h
- Maximum pressure: 10 bar
- Flow/revolution: 31.6 l
- Hose bore: 100 mm
- Lubricant volume: 25 l
- Weight: ~4300kg
- Motor power: 37-75 kW



Dimensions (X, Y) vary according to the drive size.
Please consult Flowrox for the exact drive sizing to your application.

FLOWROX PUMP MODEL NUMBERING

Model	Size (DN)	Drive	Pressure Class (PN)	Connection	Body Material	Drive Control	Auxiliaries
LPP-T= Industrial hose pump	32 40 50 65 80 100 (mm)	GM = geared motor GU = gear unit BS = bare shaft pump	10 = 10 BAR 7.5 - 7.5 BAR (DN80)	1 = - 2 = flanged DIN PN10 3 = flanged DIN PN16 6 = flanged ANSI 150 8 = flanged B.S. TABLE D 9 = other	0 = FE	II = Integrat- ed inverter (IP66) I = Inverter (IP20) N = None WC = Control unit	T = pressure transmitter with display R = Revolution detector D = Hose leak detector H = Connector hoses K = Connector flange for pressure transmitter F = Forced cooling

Example: Pump LPP-T40, geared motor, 10 bar, flanges DIN PN10, with integrated inverter, pressure transmitter with display, hose leak detector

Type marking: LPP-T40GM 10-2-0-II-TD

FLOWROX PUMP HOSE MODEL NUMBERING

Hose Type	Hose Material	Pressure Class (PN)	Hose Inner Diameter (mm)
LPP-T = LPP-T pump hose	EPDM = Ethylene propylene NR = Natural rubber NBR = Nitrile NBRF = Nitrile (FDA)	10 = 10 BAR 7.5 = 7.5 BAR (DN80)	32 40 50 65 80 100

Example: LPP-T hose, natural rubber, pressure class 10 bar, hose bore diameter 40 mm

Type marking: LPP-T40-NR10

Information without engagement. All rights to changes without prior notice reserved.



Flowrox Oy
P.O. Box 338
FI-53101 Lappeenranta, Finland
Tel. +358 201 113 311

www.flowrox.com
info@flowrox.com

